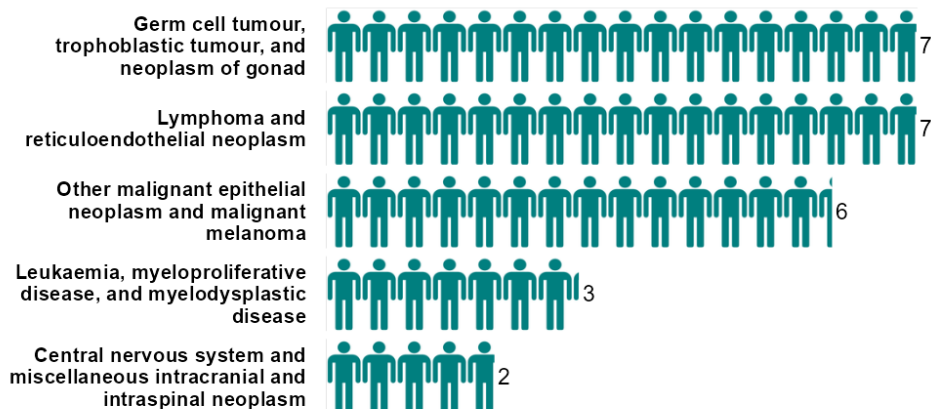


Average number of cases per year in 2012-2021	Average number of deaths per year in 2012-2021	Number of survivors at end of 2021 (25-year prevalence)
58	8	532

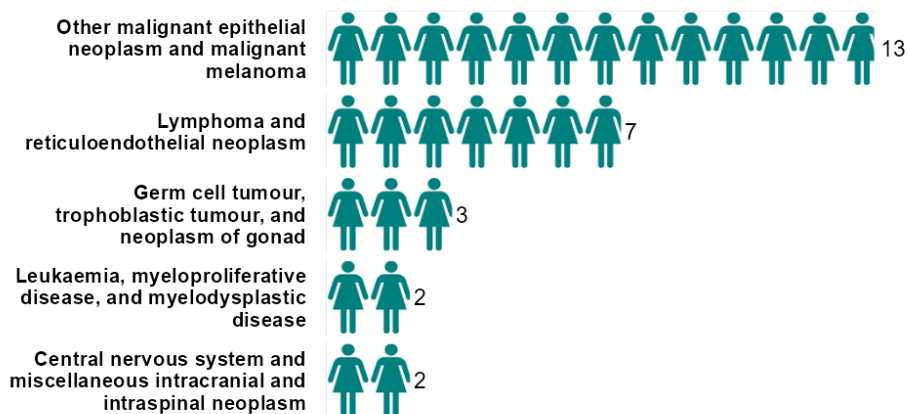
Cancer type - Males

(Average number per year, Diagnosed 2012-2021)



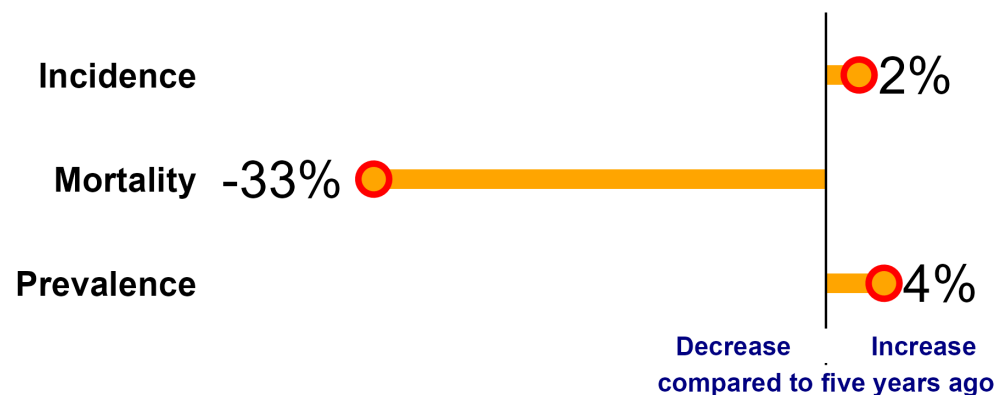
Cancer type - Females

(Average number per year, Diagnosed 2012-2021)



Trends in cancer among young adults

(Cases/deaths: 2017-2021 vs 2012-2016 ; 10-year prevalence: 2021 vs 2016)



Survival

(Diagnosed 2007-2016)

